

SNOW BLOSSOMS FRIENDSHIP BLOCK

January, February, March - Drawing in March

DIRECTIONS for one flower (1/2 a block, 6 1/2" x 12 1/2"). Two flowers sewn together equal 12-1/2" x 12-1/2" block.

MATERIALS: Use scraps

- Color A – white (background)
- Color B – green (leaves/stem)
- Color C – flower petals
- Color D – flower center

CUTTING:

- Color A (white)- Cut (3) strips, 2 1/2" wide x approx. 6"
Cut (2) squares, 2- 7/8" x 2-7/8"
- Color B (green) – Cut (3) strips, 2-1/2" x approx. 6"
Cut (2) squares, 2-1/2" x 2-1/2"
- Color C (flower petals) – Cut (4) squares, 2-1/2" x 2-1/2"
Cut (2) squares, 2-7/8" x 2-7/8"
- Color D (flower center) – Cut (1) square, 2-1/2" x 2-1/2"

DIRECTIONS:

- 1 - Sew together (2) A strips (white) and (1) B strip (green), right sides together, as shown in Figure 1. Press toward dark.
Subcut into (2) 2-1/2" segments.
- 2 - Sew together (2) B strips (green) and (1) A strip (white), right sides together, as shown in Figure 2. Press toward dark.
Subcut into (2) 2-1/2" segments.
- 3 – Sew together segments as shown in picture to form leaves/ stem block.
- 4 – Pair (2) A squares (white), 2-7/8" x 2-7/8" with (2) C squares (flower), 2-7/8" x 2-7/8", right sides together.
Draw diagonal line from one corner to the other on each pair of squares.
Stitch 1/4" seam along both sides of diagonals.
Cut apart on diagonal lines to form (4) 1/2 square triangles. Press toward dark. (Figure 3)
- 5 – Stitch flower and center squares together, row by row as in flower picture above. Stitch rows together to form flower block.
- 6 – Stitch stem/leaf block to flower block to complete one flower, 6-1/2" x 12-1/2".

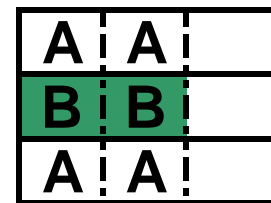
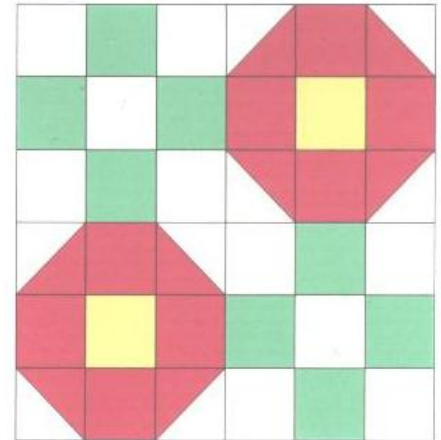


Figure 1




Figure 2

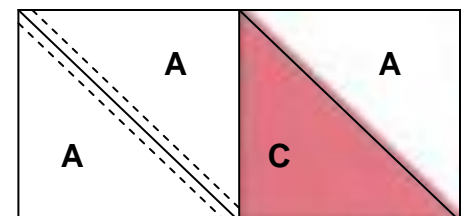


Figure 3

Have fun! Stitch as many flowers as you like and they will be combined by the lucky winner into a lovely quilt. **Drawing will take place at the March guild meeting.** Bring in your blocks, Label each one with your name and telephone number. These labels will be used for the drawing.

Questions?

Please call Pat Leslie, 677-4611 or Meredith Hurst, 658-4802.