FARMINGTON VALLEY QUILTERS

NEWSLETTER

www.fvquilter.org

January 2017

Inside this issue:

President's Message	1
This Month's Meeting	2
Future Programs	2
Upcoming Workshops	2
Quilt Show 2018	2
Treasurer's Report	2
Membership News	3
Guest Policy	3
Sunshine	3
UFO's	4
June Challenge	4
Guild Library News	4
ABC Quilts	4
NeoNatal	5
Guild Bees	5
Spring Retreat 2017	6
Fall Retreat 2017	6
Help Needed	7
Members Classified	7
Friendship Block	8
Quilt Shows & Events	14
Board Members	15

From the President

Dear Friends,

I hope your holiday season was filled with family, friends, good food, and some time to sew. I want to take this opportunity to thank Leslie, Maureen, and Linda for all their work on our holiday social. The food, decorations, and activity were perfect. A thank you to all members who brought desserts to share, helped with setting up, and cleaning up. As the saying goes, "many hands make light work".

Our March meeting will be a very special one as we will be presenting the Quilts of Valor to the recipients. Most of the quilts were those that had been in the October show. If you made a quilt that is to be presented, there are some things that you will need to do. First you'll need to contact the recipient to let him know of the upcoming presentation, get his address (an invitation will be sent), collect information about his service, make a label for the quilt, and make a presentation pillowcase. The name, address, and bio are the most crucial at this time as we want time to put a small program together and have the invitations ready to mail. Directions for the quilt label and presentation pillowcase will be available at the meeting and on the website.

The results of which charities would receive a donation were very close. Our thinking at this time is that all of the charities would receive some money. We're still waiting on some information about My Sister's Place before we make our final decision. While the vote was 37 to 8 in favor of possibly setting up a scholarship, please don't think that this is in any way a "done deal". There is so much information to gather before we can make a decision as a Guild. Depending what is discovered we may determine as a membership that this is not something that fits with our mission. More to come.

I hope to see you on Wednesday as we present our first and last quilts. Our middle school friends have been invited to attend. It will be so interesting for them to see how our quilts have changed over the years.

Quiltfully Yours,
Barbara

Snippets

- Meetings begins at 7pm.
- FVQI Board meetings are scheduled for the first Wednesday of every month and are open to all members

This Month's Meeting

January 18th - Back by popular demand, we will be doing the "First and Last Quilts" show and tell program. Bring the first quilt that you made, or the earliest that you still have, and the last, so that we can see where we all started and how far we've come. Guaranteed to be a lot of fun and laughter.

Future Programs

February 15th - Annual service meeting.

March 15th - We are honored to be hosting a presentation of Quilts of Valor. If you have a quilt you would like to be presented to a recipient or know someone who you would like to receive a quilt, please contact Maureen Hulsart.

Upcoming Workshops

Quilt Show 2018

At this point, our foremost need is to identify one or two people to chair our next show. We have a lot of documentation on how to proceed and keep the planning on track. **Michelle Palmer** has offered to organize our Raffle Quilt and a handful of others are returning to help on the show board

Please consider volunteering for this important guild event. I've really enjoyed it and I know we have many people in the guild that can bring a lot of energy and new ideas to our next show!

Treasurer's Report

If at anytime, a member has a question regarding the guild's finances, please see me during a monthly meeting or send me an e-mail to address your inquiry. I can be reached at susanqtrimble@gmail.com. During one or our upcoming meetings when we do not have a speaker, I can also provide an update to the guild on our finances.
Respectfully, Sue Trimble

Membership News

From Our 1st Vice President:

Nominating Committee:

We need to start planning for the new board for the 2017-2018 year. As spelled out in the guild's bi-laws: " A Nominating Committee shall be established at the February meeting. The slate of officers shall be presented to the general membership by the Nominating Committee in April. Elections of officers shall be held at the May meeting and positions will be assumed July 1st ." Please see me at the January meeting or reach out to me via e-mail (psthomsen@yahoo.com), if you are interested in joining the Nominating Committee or would like to volunteer for any of the board positions for the upcoming year.

June Challenge

Details are on the guild's website (www.fvquilter.org). Thank you to Susan Elliott & Diane Calkin for leading the challenge.

Mystery Night:

Plans are still in the works for the Mystery Night. Stay tuned for updates as details such as the date, location, fabric requirements and cutting instructions are finalized. Thank you to Aurelle Locke & Meg Lines for leading the Mystery.

"Where's my name?"

If your name isn't on the sign-in sheet, please see Peggy Thomsen at the meeting to check your renewal status. You can still renew at the meeting or by sending your check for $35 to Farmington Valley Quilters, PO Box 172, Weatogue, CT 06089.

Member Show & Tell Pictures can be seen in the Photo Gallery on the Guild web site, www.fvquilter.org

Guest Policy

There will be a $10.00 **Guest Fee** at Guild Meetings with fee speakers and potluck dinners. Guest who join the guild that evening do not have to pay the guest fee.

Sunshine

If anyone needs a cheer card or a sympathy card . You can contact Kathy Lettieri at kbakerl@att.net or any board member.

UFO's

Our UFO project will be ending at the December meeting and our winner will be named then. Anyone who has completed a UFO in the past calendar year that they put on their UFO list with me is eligible to win. Your name will be entered for each completed UFO. The winner will be drawn at random. So get busy and get them done! I look forward to seeing them at the meetings in November and December.

June Challenge

Susan Elliott and Diane Calkin have volunteered to lead the June Challenge. Stay tuned for more details.

Guild Library News

We want to remind everyone that if you have borrowed books from the Guild Library, **please remember to return them** at the next Guild Meeting. Also, we would like to expand the collection to include tools, rulers, or other gadgets. If you have some of these that you bought for a project, but don't expect to use them again, please consider contributing them to the Guild Library so that other members could try them out.

ABC Quilts

The ABC, A Better Chance, program is a national, non-profit organization that gives promising minority students an opportunity to receive their high school education at an excellent suburban school. It is a residential program with the students living together in a house in Simsbury and attending Simsbury High School. Each student is sponsored by a local host family. Farmington Valley Quilters started making quilts for incoming freshmen beginning in 1997. At the August 2016 ABC picnic, two incoming students were presented with their quilts made by the guild. We are keeping the third one we made in reserve for next year's students.

If you took a kit in November to sew blocks for the next ABC quilt, please bring the sewn blocks to the January meeting. Thank you!

Marilyn Webber, 860-658-2422, mwebber09@gmail.com

Neo Natal

Your talents and great intentions are so appreciated. In early December we provided to UConn NICU 17 quilts, 31 flannel hearts, and 10 flannel rectangles. The total quilts delivered for 2016 is 113. Keep up the splendid work.

Thanks from Sally and Karen

We received the following thank you note from Shari:

"*To the Farmington Valley Quilters,*

Thank you so much for creating such wonderful quilts, and now scent cloths, for the babies and families in the NICU at UConn Health.

The staff love being able to give such a beautiful, warm, homemade gift to our families. Parents are delighted to see them on top of their baby's isolette. You all have given us so many over the past year – and all of us at Connecticut Children's NICU at UConn Health are so grateful!

Shari & all the nurses and families!"

Guild Bees

The guild offers three smaller groups (bees) that are designed for people to get together outside the guild meetings to share ideas, learn from each other, and socialize. The groups are completely independent of each other and each decide on the structure, location, and direction that the group would like. You do not need to attend every meeting to be a member. These bees are great ways to get to know others who share your passion.

The **Wednesday Morning** group meets two Wednesday mornings a month, rotating homes. Each bring their own hand project. Occasionally a group project or a challenge is done. The contact person is Meg Lines, malines7@comcast.net.

The **Wednesday Night Stitchers** meets on the second Wednesday evening of the month, rotating homes. The meetings could also be at a location such as a library, meeting room in community centers, churches, etc. The group has decided to make a quilt for charity. Anyone is welcome to join. The contact person is Susan Elliott, shselliott@sbcglobal.net.

The **Monday Afternoon Bee** meets on the fourth Monday afternoon of the month, rotating homes or meeting sites. This group also brings any kind of handwork (quilting, cutting, knitting). Group projects and challenges are also done. The contact person is Debbie D'Angelo, quiltedbasket@gmail.com

Please feel free to contact Susan Elliott, shselliott@sbcglobal.net or 860-658-0863 if you want more information or would like to start a group of your own!

Spring Retreat 2017

Spring Retreat

March 8/9 - 12, 2017

The Fall Retreat is once again at the Incarnation Center in Ivoryton, CT

We will be located in The Lodge again; a private and peaceful location, with a large central sewing room; two wings of mostly single rooms with shared bathrooms (all are recently remodeled) and a Dining Room. We can eat, sleep and sew without ever leaving the building!!!

If you've been thinking about attending this retreat, here are some options to consider…

- The cost structure is per person and includes accommodations, 9 meals (Thursday Dinner through Sunday Lunch) and use of the entire facility:

  The two options:

  3-night option (Thur, Fri, Sat) – the cost of this all-inclusive retreat is $280

  Add-a-Night (Wed) – join the retreat a day early for an additional $40 (no meals included) $320

- Space will be limited to 25 attendees, so ***let me know as soon as possible*** if you will be attending
- Please email me your name, address, phone number (home and cell), email address, and any special requirements, i.e. diet, mobility, etc.

Please contact me with any questions or concerns.

Christine

Czepp28@gmail.com

Home: 860-408-9222

Cell: 860-930-2841

Fall Retreat 2016

Information to follow.

Help Needed

The Sew Thankful Quilters who make Quilts of Valor at the Avon Congregational Church is very prolific in producing quilts. One area where we could use some help is with Long Arm Quilting. It is a wonderful opportunity to give some time toward National Service, work on your long arm skills, and help get quilts in the hands of our many service men and women who need to know we all appreciate their service. We leave the quilt design to you, but a simple overall pattern is perfect. We supply the batting and we will also do the trimming, binding, and all the other steps necessary to get the quilt finished. Please call or email me if you can help. Susan Elliott860-658-0863 (h), 860-748-1775 (c), orshselliott@sbcglobal.net

Imagine what it would be like not to have feminine hygiene products when we need them!!!

Many girls and women live where they must miss as much as a week of school or work wages, forced to stay home, in a shed, isolated in a field, using corn husks, old newspapers, rags….. This perpetuates the cycle of poverty and the stigma of having one's period.

DAYS FOR GIRLS International (www.daysforgirls.org/) has designed and distributes **washable**, **reusable** sanitary products. They reach women on all continents in need of these supplies and related health information. These products allow girls to function normally.

Come join us in making these kits. Change the lives of those less fortunate. We need people who want to make a positive difference for others: **sewers and non-sewers welcomed.**

We also need fabric: cotton, bright colors, no animals or objects in the prints, but flowers and abstract patterns are good. Got some?

Our first Sew-a-thon will be in January. Come join us.

Contact Josi Klein: josiklein@sbcglobal.net 860 – 653 - 5752

Member Classifieds

If you would like to advertise a service or are looking to sell or buy something related to quilting/ sewing, you can now advertise it here. Your advertisement will be kept in the Newsletter for six months; after which it will be removed unless told otherwise.

Free: Connie Rowles' Grace Frame for hand quilting. I will happily deliver it to you. It is in excellent condition. Please contact me if interested, Sue Trimble. Phone 860 651-9027.
Email SusanQTrimble@gmail.com. 09/16

For Sale: Baby Lock Imagine Serger; Model BLE1AT-2; 2 years old. Asking $1,200 / negotiable.
Call Dick Rulon 860-673-1523 after 6pm. 09/16

For Sale: Handi-Quilter Avanté Longarm with 12' table; 2 years old. Purchased at Sew Inspired. Mint Condition. Includes micro handles, stitch regulator, attachments for couching and foot, separate bobbin winder & pantograph light pen. Located in West Harford…has only been used for owners quilts. Asking $7500 Contact: Raimi Slater 860-236-0363 09/16

Farmington Valley Quilt Guild Friendship Blocks 2016-2017

September 2016-Surprise Pinwheel

November-Pick up Sticks

March-Heart Appliqué

May-15 min of Play Rectangle

Linnea Amodio neaya@aol.com

Donna Flynn dlynn@endvr.com

FRIENDSHIP BLOCK

Complete for

September 2016

Surprise Pinwheel by MSQC

Supplies:

1 2.5 inch strip of blue fabric

1 2.5 inch strip of white (background)

Fabrics could be tone on tone, solids, or red blue/white from a distance.

From the Blue strip:

Cut 4 4 inch rectangles

4 6 inch rectangles

From white (background)

Cut 4 4 inch squares

8 2.5 inch squares

On the 8 2.5" white squares draw a diagonal line or finger press diagonally.

Sew these onto the 4" blue rectangles.

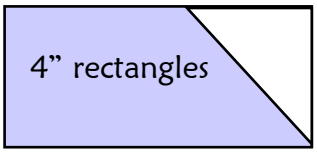

Repeat with the 6" blue rectangles

BUT SWICH THE Diagonal THE OPPOSITE DIRECTION

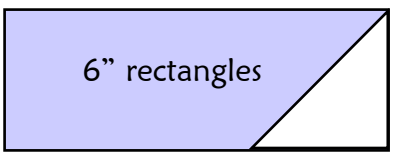

Sew the 4" rectangle to the 4" white background square. Repeat with remaining rectangles.

press color to background

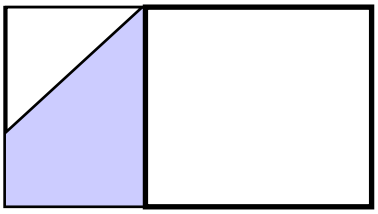

Attach 6inch rectangle to the side of the 4 inch square.

Repeat for all 4.

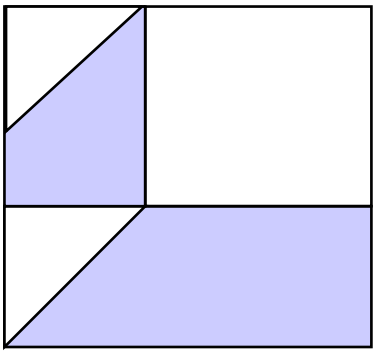

Now put the 4 squares together as a 4 patch and you'll have a pinwheel in the center of the block.

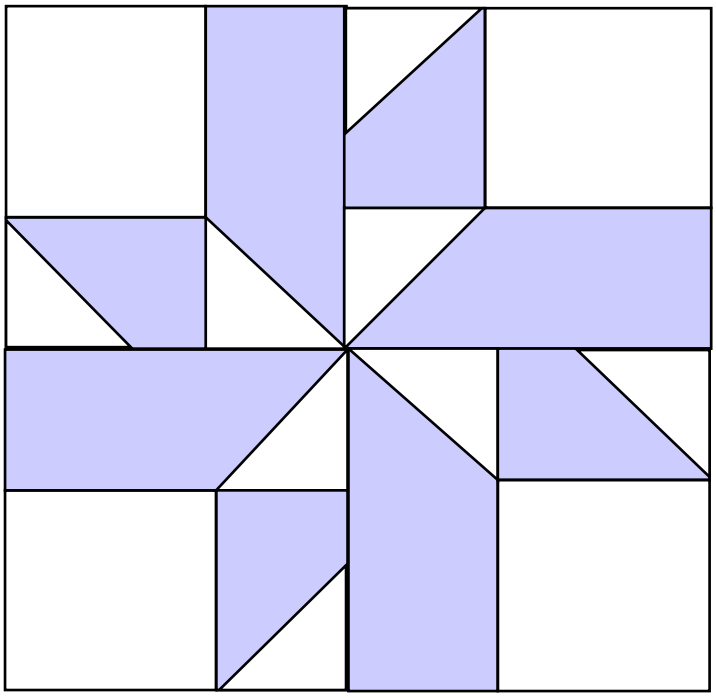

Complete for November 2016

Pick Up Sticks-Unfinished 10 ½" Finished 10"

Inspired by https://happysewlucky.wordpress.com/2015/05/10/pick-up-sticks-quilt-block-tutorial/

Unfinished block: 10 ½"
Finished size: 10"

Colors: Black background (solid black, black on black, tone on tone, reads black)
Sticks: 2" strips of Bright colors (cotton)

Start with a 12" background square

Cut a slice from bottom to top (you choose the angle)

Insert one stick into the slice. Sew together and press.

Add 1-2 more sticks.

Sticks may overlap or not cross at all.

Trim to 10 1/2" unfinished square.

Complete for March 2017

The Heart Block Unfinished 12 ½" 12" finished

Applique heart with corner triangles.
Color scheme: red, white and pink.

Directions:
Cut a 12.5" background square.
Cut four 4" smaller squares for corners. Draw on back or press a diagonal guideline on each small square.

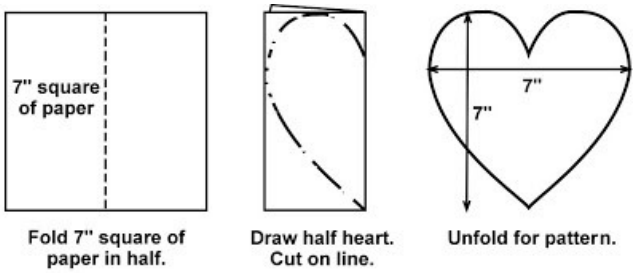

For heart pattern:
Cut a 7" square from paper (or freezer paper). Fold paper in half. Draw half of a heart, making sure the drawn line touches the outside edges of the folded paper. Cut out heart. Unfold for pattern.

Use your favorite appliqué method to prepare fabric heart. Optically center the heart on the background square and appliqué it into place.

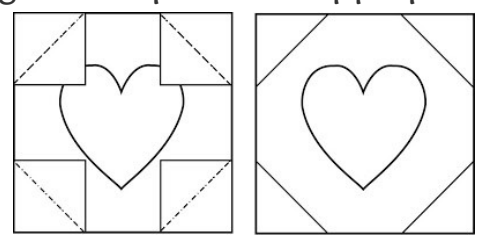

With right sides together, put four small squares on corners of background square *(shown above on left)*. Sew on the diagonal guideline. Fold back on seam line to form corner triangles *(right)*. Press. Trim excess fabric layers from back.

Complete for May 2017

15 Minutes of Play Inspired Block -FREE PIECED FABRIC MAKING

http://www.15minutesplay.com/

Got your bin of scraps? Here's a step by step of 15 minutes of play...
Put those strips of fabric away and dig out all your little bits...

They go together quickly, Don't think, just sew!
Grab a handful of various sized scraps. Sew one on, press open.
This is a good place to add in angles. Is it looking to straight up and down? Lay your next piece on at an angle....
You don't have to line up your seams.
Always press your pieces as you sew them on, this will keep your allowances smooth and flat on the back. Keep adding bits... at odd angles, you do NOT need to follow your fabric edge when you do this. THINK ANGLES at all times... sew it on, trim off the bit that sticks out...

Keep adding around and trim off pieces that stick out. SAVE the BITS and add them in other places or use to start a new block.

Working on any edge that you can add to, keep adding bits and pieces to your made fabric. We are NOT focused on making a SQUARE. just focused on making a usable piece of FABRIC.

If your edges get to Curvy or crazy, just trim them to a straight edge. Just don't focus on making them square. You may find you are working with a pentagon or hexagon shape or some unrecognizable shape... Just keep adding where you can.

If you find your piece, as you practice, does not lay flat, then cut off the wavy bit.
Once you cut that wavy part off, you will find "THAT wavy SCRAP" will lay flat after you cut it off. Save it and use it on your next block.

Trim your fabric creation to

Quilt Shows & Events

For a national and international calendar of quilt events go to the Studio Art Quilt Associates, Inc. website: www.saqa.com

New England Quilt Museum

Our Guild is supporting the New England Quilt Museum and one of the benefits that we receive are "Guild Guest Passes". If you are planning a trip to the Museum and would like to use one of the Guest Passes, please contact Elaine Reimer via email at reimereg@gmail.com or by phone at 860-874-2070.

March 18-19, 2017

Rhododendron Needlers Quilt Guild Presents
"Traditions and Treasures"
Sat: 10am-5pm; Sun: 10am-4pm
Blue Hills Regional Tech School
800 Randolph St
Canton, MA

April 5-8, 2017

MQX Quilt Festival New England
700 Elm Street
Manchester, NH

May 6-7, 2017

Northern Star Quilters' Guild
A World of Quilts Annual Quilt Show
O'Neill Center, Western Conn State University
Danbury, CT
Www.northernstarquilters.com

June 23-24, 2017

Material Girls Quilt Guild Anniversary
20 Bountiful Years Quilt Show
Fri: 9am-6pm; Sat: 9am-3pm
St. Leo's School Auditorium
120 Main Street
Leominster, MA
Www.materialgirlsquiltguild.org

June 23-25, 2017

Vermont Quilt Festival
41st Annual
Champlain Valley Exposition
Essex Junction, VT
Www.vqf.org

July 22-23, 2017

Greater Hartford Quilt Guild
Our Tribute to Mother Nature Quilt Show
Rentschler Field, East Hartford, CT

August 17-19,2017

World Quilt Show - New England
Radisson Hotel Manchester Downtown
Manchester, NH

2016—2017 FVQI Board Members

President	Barb Heagney
First Vice President	Peggy Thomsen
Second Vice President	Linda Walter
	Carol Martinchek
Secretary	Donna Gosselin
Treasurer	Sue Trimble
Publicity	Maureen Hulsart
Newsletter Editor	Christine Zepp
Quilt Show Chair	Lisa Salvatore

2016–2017 Committees

ABC Quilts	Marilyn Webber & Mary Gridley
Bee Keeper	Susan Elliott

The Beekeeper is here to answer any questions you may have about our bees and help you join one if you wish. AM Bee meets 2nd & 4th Wednesday at 9:30 AM at various homes. The Wednesday Night Stitchers meets on the 2nd Wednesday of the month at various homes. Contact Susan Elliott by email, shselliott@sbcglobal.net or 860-658-0863 if you want to join one.

Fabric Swap Box	Susan Elliott
Friendship Blocks	Linnea Bronson Amodio & Donna Flynn
Hospitality	Donna Gosselin & Marie Knapps, Lynn Veith
June Challenge	Sue Trimble
Library	Anne Dodge - Lois Palmer - Sharon Lizak
Mystery Night	Aurelle Locke & Meg Lines
Neo Natal Quilts	Karen Hines & Sally Sargent Markey
Retreat—Fall	Christine Zepp
Retreat—Spring	Christine Zepp
Official Photographer	Susan Gauvain
Socials	Leslie Perry
Webmaster	Betty Warner



Farmington Valley Quilters,
Inc.
P O Box 172
Weatogue, CT 06089

Meetings typically held at
Eno Memorial Hall
Hopmeadow Street
Simsbury, CT

For more information
go to
www.fvquilter.org